



FORWARDED TO
POLICE SERVICES BOARD

DATE 14 April 14

J. Evans
CHIEF OF POLICE

REGIONAL MUNICIPALITY OF PEEL POLICE SERVICES BOARD
RECEIVED
APR 15 2014
Registration No. 04-68
File Class: PO1

REPORT
Police Services Board

File Class: 1-01-02-03

Cross-Reference File Class: _____

DATE: March 20, 2014

SUBJECT: **2013 ANNUAL HATE/BIAS MOTIVATED CRIME REPORT**

FROM: Jennifer Evans, Chief of Police

RECOMMENDATION

It is recommended that this report be received as an information item.

REPORT HIGHLIGHTS

- The total number of Criminal Code offences reported to Peel Regional Police in 2013 was 34,947. Of these, 57 (0.16%) have been designated as hate motivated incidents.
- Reported 2013 hate incidents have increased 21.3% from 2012 (47 to 57).
- The majority of hate crime reports continue to be mischief/graffiti.
- Race and ethnicity was the most common motivation for the hate incidents; The Black Community was the most targeted group being victims 22 or 38.6% of all reported incidents.
- Violent Offenders were most often between the ages of 18 and 29.
- Of the 57 reported hate incidents, 11 (19.3%) were of a violent nature, (assault, assault with a weapon and uttering threats).
- 4 (7%) of the 57 reported hate crimes resulted in charges.
- There have been no discernible divisional or geographic trends identified in reported hate crimes.

DISCUSSION

1. Background

The Diversity Relations Unit has been in existence since 1986. One of the unit's primary mandates is the monitoring of hate crime and or racial/bias motivated incidents. Statistical data is analyzed to determine if there are any discernible trends relating to hate crimes within the Region of Peel.

RECEIVED
APR 14 2014
14-1058

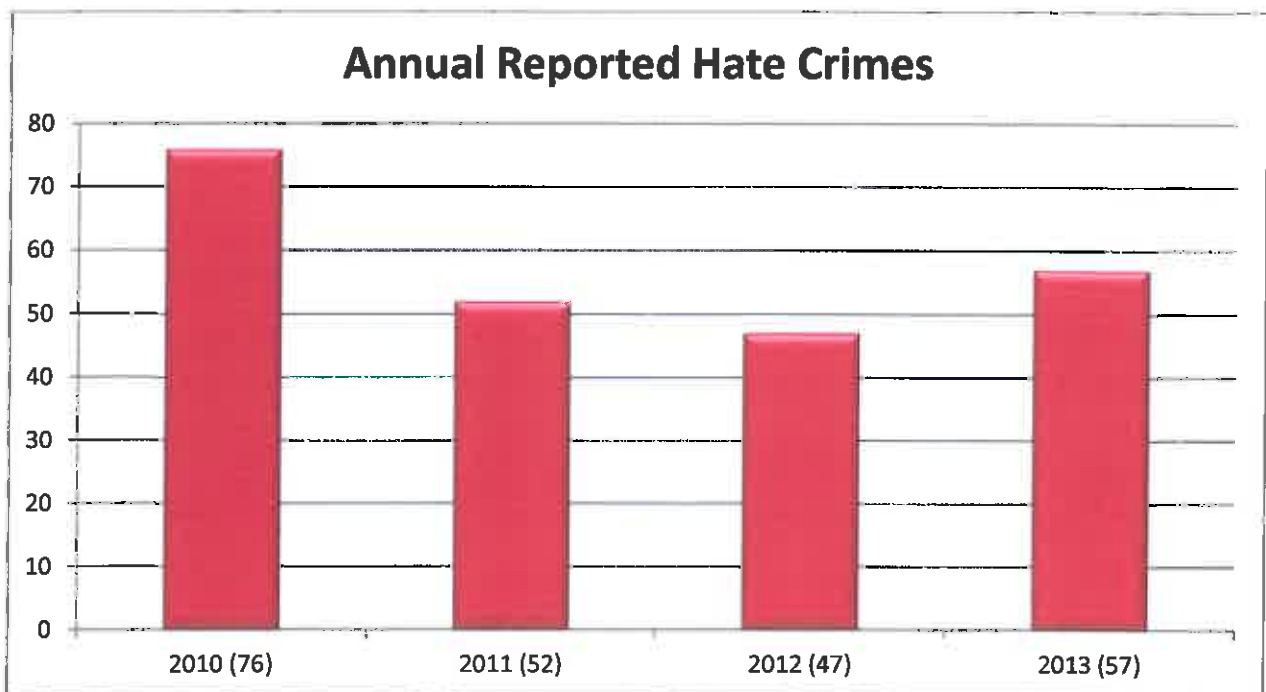
OFFICE OF THE CHIEF

The following report is presented in the same format from that of previous years. This format follows that of the Statistics Canada's Juristat articles on Police Reported Hate Crime. This current format allows for easier comparison of the Brampton and Mississauga experience involving hate crimes with that of the Greater Toronto area and other census areas reported in Statistics Canada Juristat articles.

The Statistics Canada Toronto metropolitan census area includes the City of Toronto, the Regions of Peel, Halton, York and parts of Dufferin County.

2. Findings

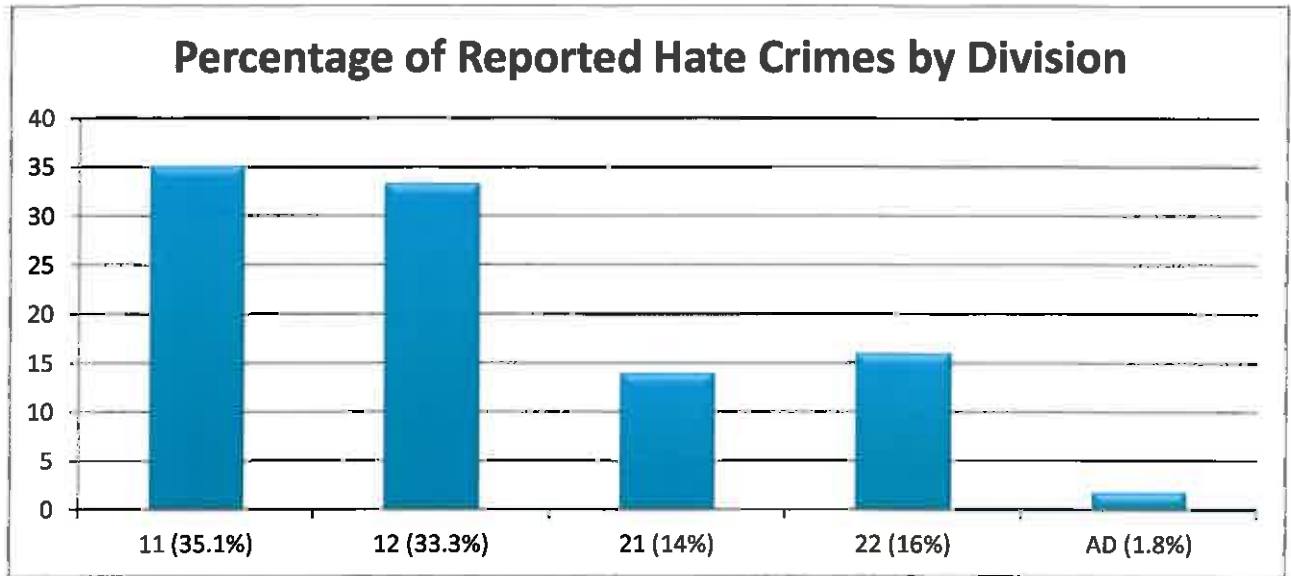
Chart 1
Police - reported hate crimes; total 2010 to 2013



During the period of January 1, 2013 to December 31, 2013, Peel Regional Police recorded 34,947 Criminal Code offences. Of those, 57 have been designated as hate/bias motivated crimes. Hate Crime offences accounted for 0.16% of all reported criminal offences that occurred in Brampton and Mississauga.

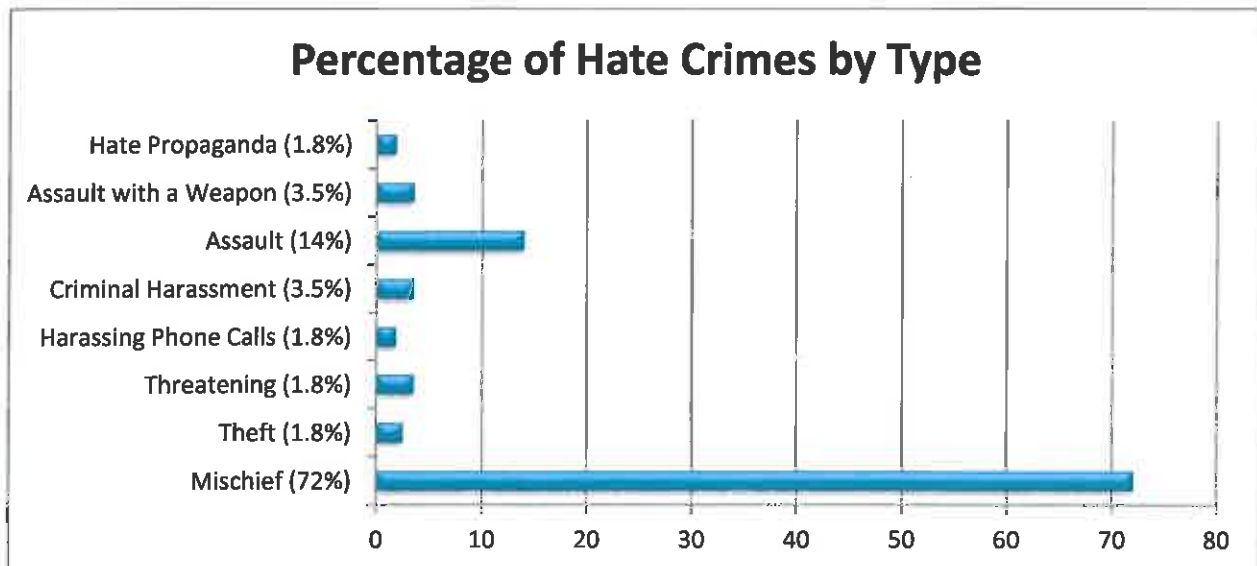
As noted in the chart above, the number of reported hate/bias crime offences has fluctuated from 76 in 2010 to 52 in 2011, 47 in 2012 and 57 this year.

Chart 2
Police – Percentage of reported hate crimes by division 2013



Hate/bias motivated incidents reported to Peel Regional Police in 2013 are broken down by Division as indicated in the chart above: 20 (35.1%) of the incidents occurred in 11 Division, 19 (33.3%) in 12 Division, 8 (14%) in 21 Division, 9 (16%) in 22 Division and 1 (1.8%) occurred at the Airport Division. No trend has been identified over the course of four years.

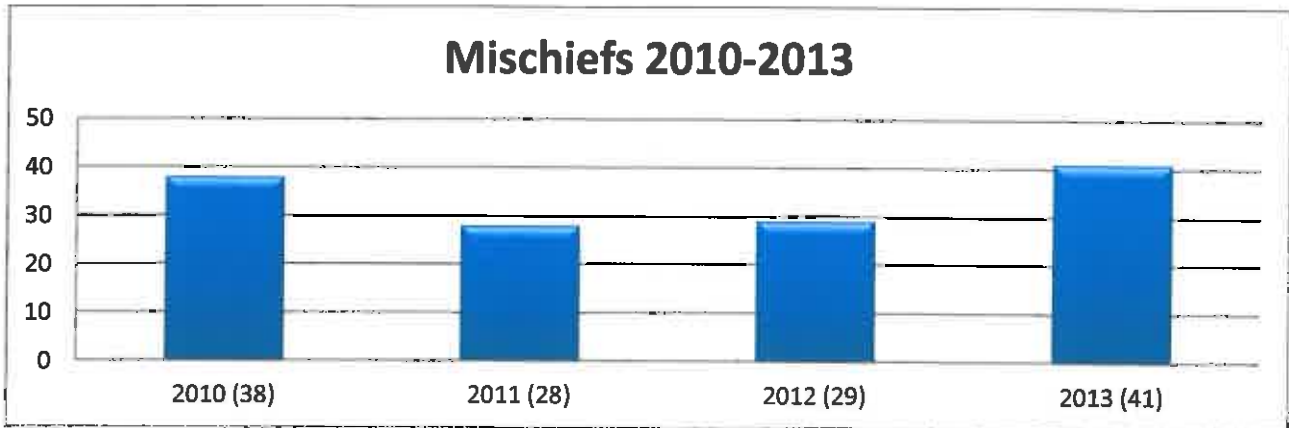
Chart 3
Police – Percentage of reported hate crimes by type of offence, 2013



Hate Crimes by Type

Peel Regional Police recorded 57 incidents of hate/bias crimes in 2013. Among these, there were 41 Mischief offences (72%), 1 Theft (1.8%), 1 Threatening (1.8%), 1 Harassing Phone Calls (1.8%), 2 Criminal Harassment (3.5%), 8 Assaults (14%), 2 Assaults with a Weapon (3.5%) and 1 Hate Propaganda (1.8%). Illustrated in (Chart 3) is the breakdown of hate incident types.

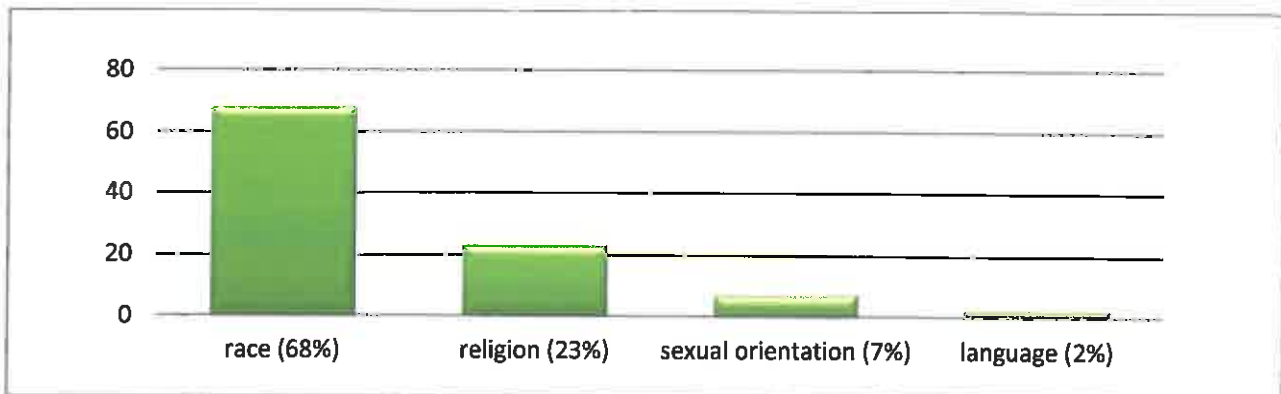
Chart 4
Police – reported hate crimes, mischief 2010 to 2013



Mischief remains the highest reported incident type.

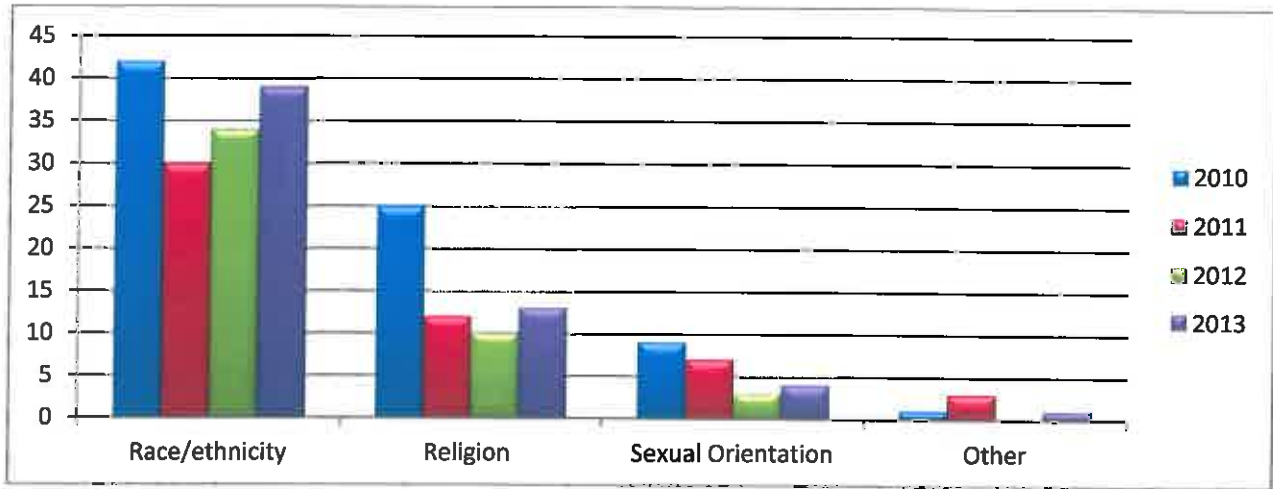
Of the 57 total reported incidents of hate/bias crimes in 2013, Mischief accounts for 72% with 41 reports. Of the 41 mischief reports, 39 of them were incidents of graffiti. A year to year comparison shows that the number of incidents involving mischief has rebounded over the last few years and has increased 41.4% from last year's 29 reported mischiefs.

Chart 5
Police – Percentage of reported hate crimes, targeted groups



Among the 57 hate crimes reported to Peel Regional Police in 2013, 39 (68%) targeted race, 13 (23%) religion, 4 (7%) sexual orientation and 1 (2%) language. Since 2011, there have not been any reported hate crimes involving the areas of disability or gender identity.

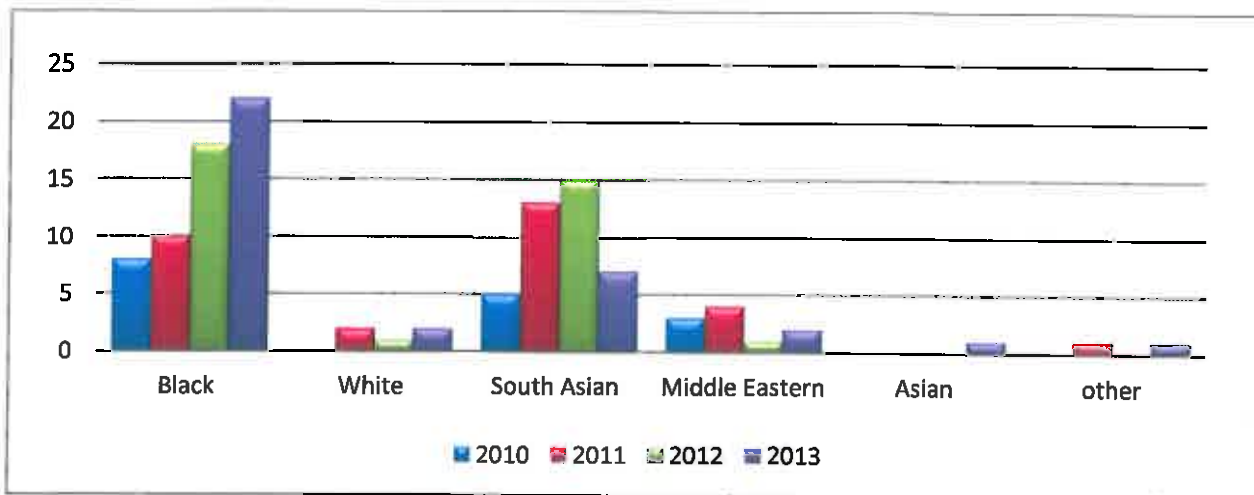
Chart 6
Police –Percentage of reported hate crimes, by type of motivation, 2010 to 2013



Race or ethnicity continues to be the most common motivation for hate crimes.

In 2013, 68% of the 57 reports of hate crimes were directed toward race or ethnicity. Although there has been a fluctuation in the amount of offences committed over the years, race and ethnicity continues to be the primary motivating factor in hate/bias related offences.

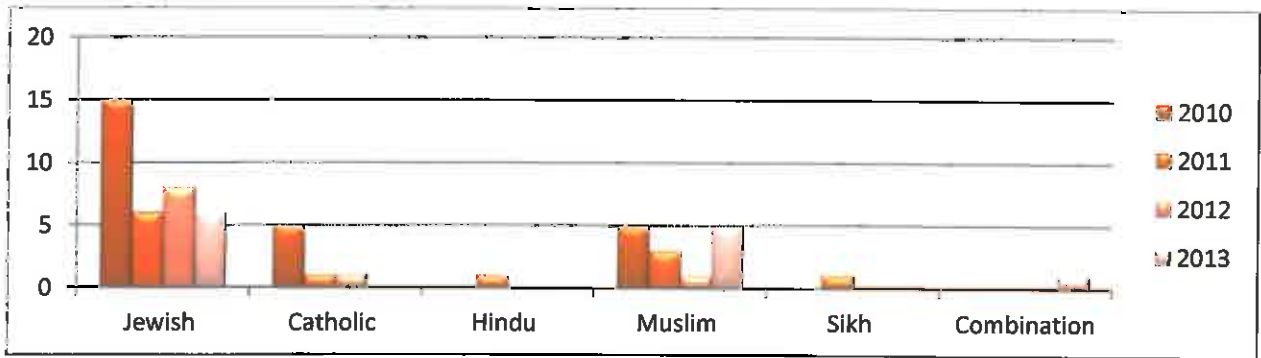
Chart 7
Police – Number of reported hate crimes, by type of race, 2010 to 2013



Type of racial motivation

There has been a notably steady increase (175%) in reported hate crimes against the Black Community over the past four years. Conversely, there has been a notable decrease (53%) in reported hate crimes against the South Asian Community from last year which had increased by 200% over the preceding three years. Members of the Black Community and South Asian Community continue to be the most targeted races in racially motivated hate crimes.

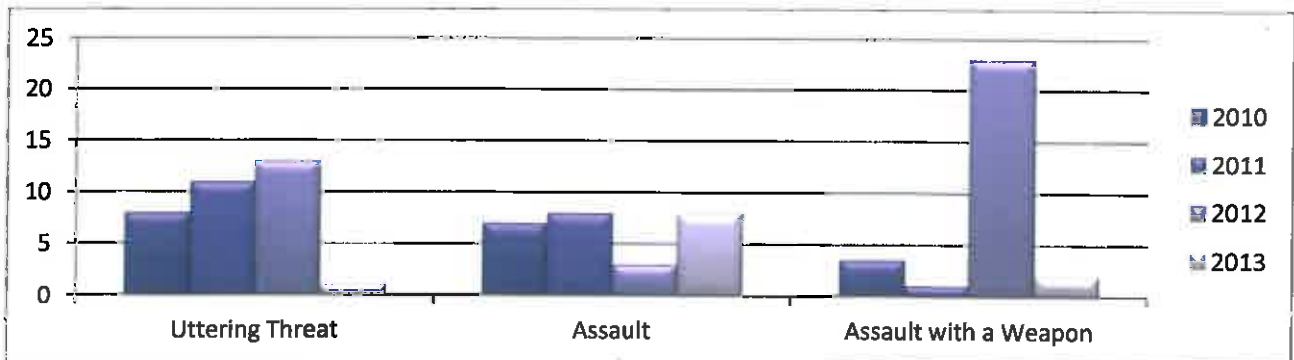
Chart 8
Police – reported hate crimes, by type of religion



Type of religious motivation

13 of the 57 hate motivated incidents reported to Peel Regional Police in 2013 targeted religion. Consistent with years past, the Jewish faith continues to be the most commonly targeted religion. Over the course of four years however, there has been a 60% decrease in reported hate crimes against the Jewish faith, a 100% decrease against the Catholic faith, and although a spiking 400% increase against the Muslim faith since last year, over the course of four years, it appears to have fluctuated inconsistently. One change this year is that in one of the occurrences, a combination of Hindu, Muslim and Sikh were targeted all together.

Chart 9
Police – reported hate crimes, by violent offences

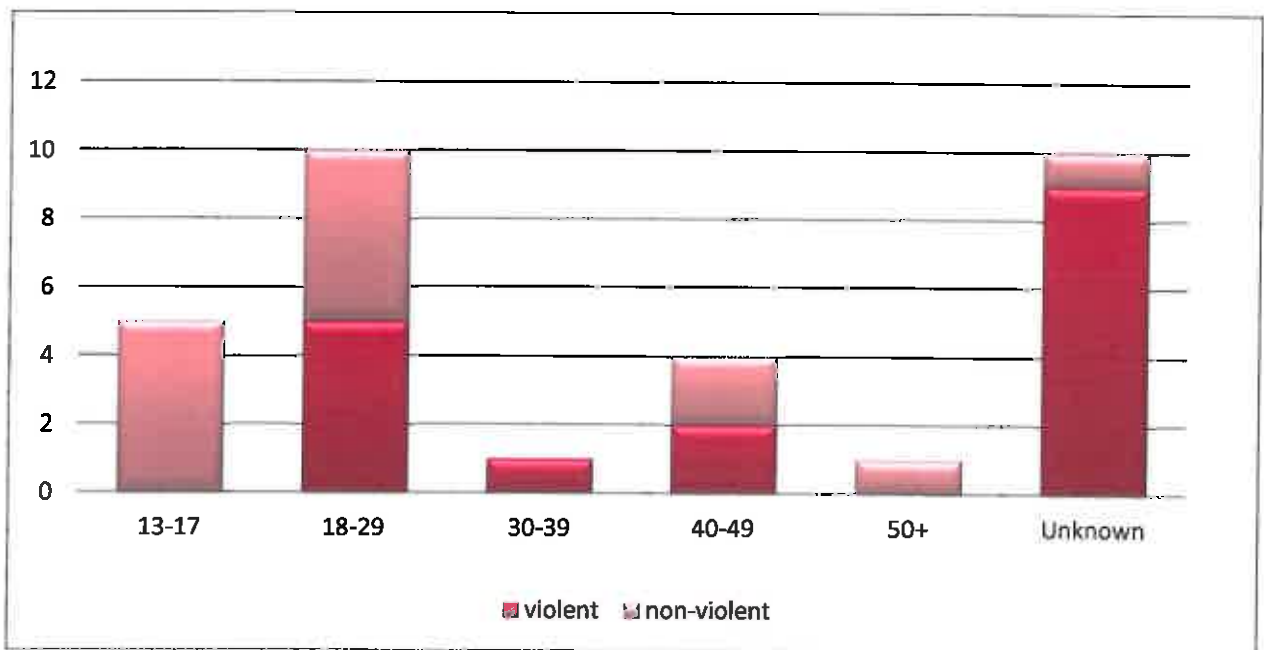


Violent hate crimes

In 2013, 11 of the 57 hate/bias incidents recorded by Peel Police involved acts of violence. The types of offences involved in this data are assault (8), assault with a weapon (2), and uttering threats (1). Over the course of four years, there has been a significant decrease in the amount of reported threats that have been committed independently without an accompanying physical offence. Any threats committed during a violent act are not captured for the purposes of this graph. There has also been a significant decrease in weapons related assaults reported this year from last.

Chart 10

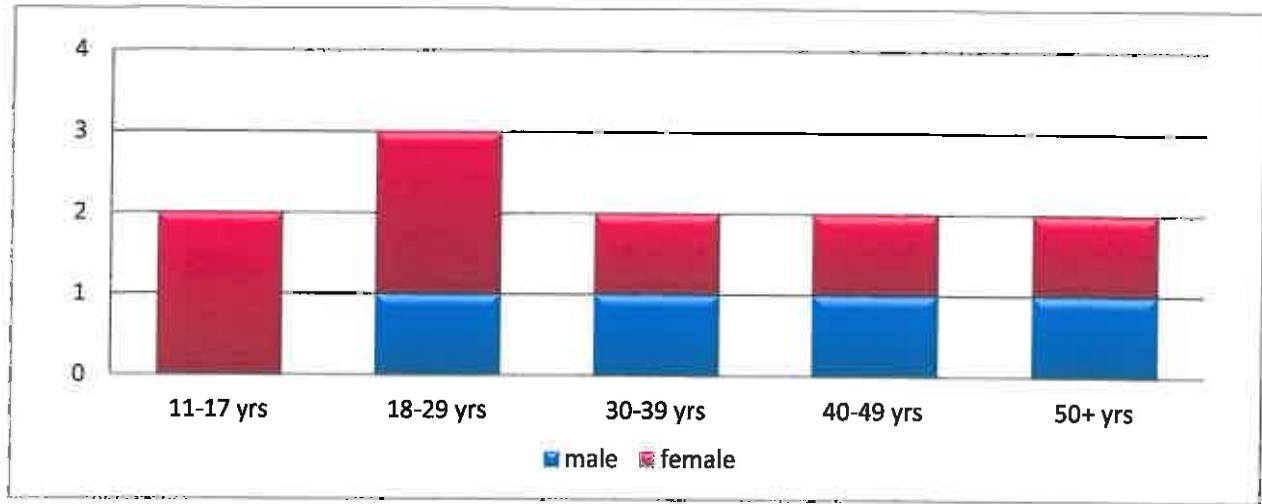
Police – reported hate crimes, by age group



Hate crime rates highest among youth and young adults.

The 2013 hate/bias offence reports were analysed for culprit data. Various data was able to be collected in regards to 31 culprits. The following information was noted.

Violent offences were most often committed by persons between the ages of 18 and 29. Non-violent offences were committed most often by persons between the ages of 13 and 29. Of the culprit data collected, it was learned that 19 of the culprits were male, 8 were female and 4 were unknown. Of the total, 5 were between the ages of 13-17, 10 were between the ages of 18-29, 1 was aged 30-39, 4 were aged 40-49, 1 was aged 50+ and the remaining culprits ages were unknown.

Chart 11**Police – reported hate crimes, victims of violence by age group and gender****Age and gender of victim**

Of the 11 victims involved in the above violent incidents, 4 were male and 6 were female. 2 of the male victims were Caucasian and 2 were South Asian. 1 of the females was Black, 1 was Caucasian, 2 were Arab, 1 was Asian and 1 was South Asian. There was one victim where the gender and race were unknown.

CONCLUSION

In 2013, Peel Regional Police reported 57 hate crimes; an increase of 21% as compared to 2012. The 2011 census data indicates the combined population of Brampton and Mississauga is 1,237,354. Visible minorities make up over half of this total. The top three ethno-cultural groups in Peel Region according to the census remain to be South Asian, Blacks and Chinese. Based on the increasingly diverse community in Mississauga and Brampton hate/bias motivated crimes reported to police continue to be low.

Approved for Submission:

Jennifer Evans
Chief of Police

For further information regarding this report, please contact Inspector Stephen Blom at extension 3609 or via e-mail at stephen.blom@peelpolice.ca

Authored By: Constable Micheline Murphy-LaBossiere#2229

Appendix "A" Criminal Charge Synopsis

In 2013, four occurrences with a hate/bias component resulted in criminal charges being laid.

(1) Occurrence PR130046011 states that on January 13, 2013 while a criminal domestic matter was being investigated by Peel Regional Police, the female victim further advised of a historical domestic assault. She indicated that her intimate male partner (the accused) had called her "fat white trash", she rebutted by calling him a "nigger" and the male proceeded to punch her throughout her body. The victim was 7 weeks pregnant at the time of the assault. The accused was charged with assault.

(2) Occurrence PR130080471 states that on three separate dates (February 3, 8 and 9 2013) two 16 year old males attended Mississauga City Hall and were responsible for drawing hate images onto white boards of committee rooms, an office and lunch room. The images contained; a kkk member bearing a swastika on his arm, a burning cross, a picture of what appeared to be Hitler manually stimulating a large penis and the words 'cockdraw bandits' & '#penisdrawingbandits'. They were charged with three counts of Mischief.

(3) Occurrence PR130442008 states that the victim, while driving his motor vehicle on July 30, 2013, initiated a right turning causing the accused, which was operating his bicycle, to collide with the victim. While he made racial slurs to the victim, the accused pushed, and poured water on the victim and subsequently kicked the victim's car. The accused was charged with Mischief and Assault.

(4) Occurrence PR130525024 states that on September 8, 2013, two brothers were involved in a verbal altercation over the family vehicle. The accused changed the direction of the argument to the victim's homosexual orientation and how he became HIV positive. The accused then shoved the victim into the kitchen counter top while threatening him; "You are an aids victim and deserve to die. I'm going to kill you. I'm going to stab you. I'm going to shoot you. I'm going to crack your skull, I'm going to break the bones in your body and face". The accused then grabbed the victim by the neck with two hands pushing his head into the kitchen cupboard. He punched the victim, tried to push him down the stairs then grabbed a set of keys putting them in between his knuckles. He tried to punch the victim in the head with them but missed. The accused then grabbed a steel toe boot and threw it at the victim. He was charges with Assault, Threatening, and two counts of Assault with a weapon