



2025 Budget

November 1, 2024

Our Region



**Fastest growing
region in Canada**

**Pearson International
Airport: 45M travelers**

**Major transportation and
logistic hub in North America**

**Diverse mosaic
of residents**

2024 - 2027 Police Service Board Strategic Plan


OUR COMMUNITY



OUR PEOPLE

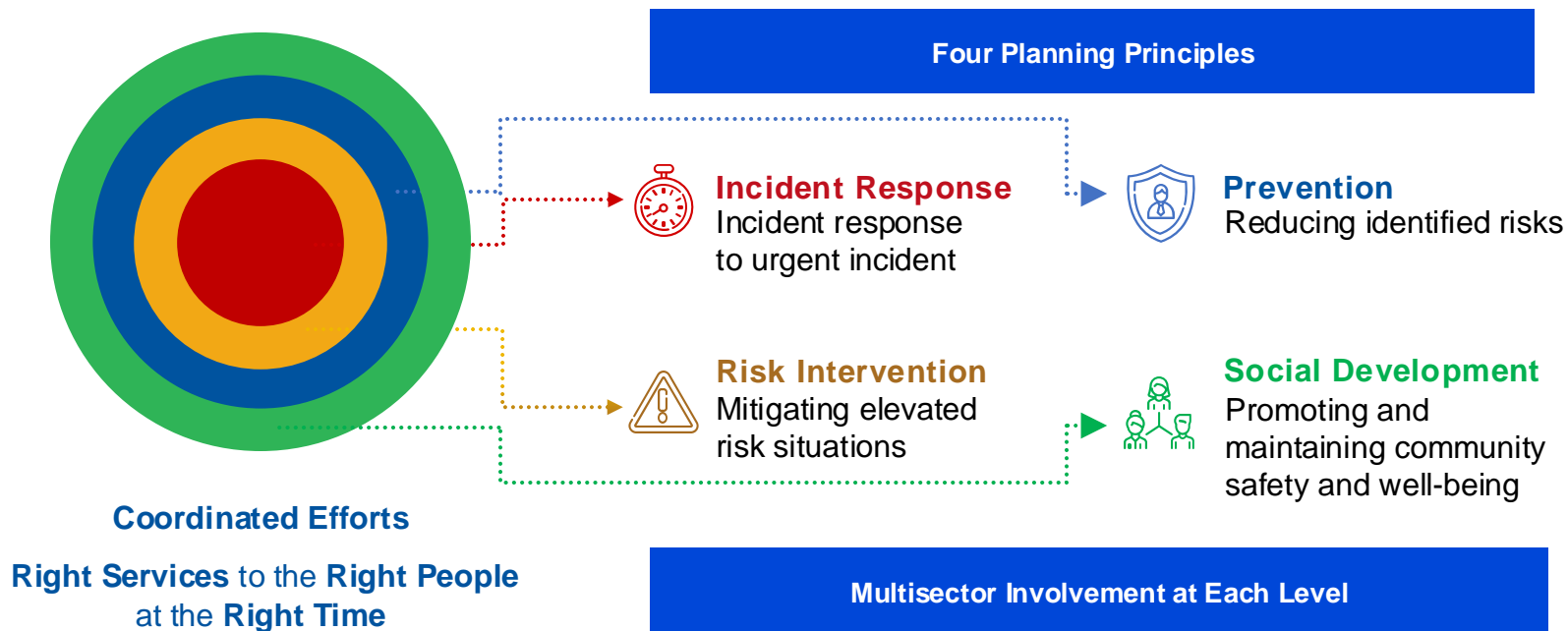


OUR WORK




The most **progressive, innovative and inclusive** service in Canada.

Our Guiding Philosophy



Our Guiding Philosophy



Coordinated Efforts

**Right Services to the Right People
at the Right Time**



Our Areas of Activity



Investigative
Outcomes



Targeted
Enforcement
Activities



Innovation &
Technology



Alternative &
Culturally Responsive
Initiatives



Leadership &
Advocacy



Next Generation
9-1-1



Risk and Social
Factor Data Collection



Community Safety
Operations Centre



Automated Licence
Plate Recognition

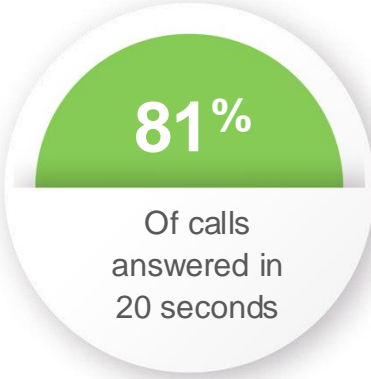
Integrated and effective deployment of resources to respond to needs

Next Generation 9-1-1



NG9-1-1 Investment

	911 Calls Answered	Average 9-1-1 wait time (seconds)	Calls answered in 15 seconds	Calls answered in 20 seconds
2024	305,636	14	76%	81%
2023	452,734	63	38%	43%



Risk and Social Factor Data Collection



850+

Referrals to CSWB
by frontline officers

In-Custody Supports

Over
60% referred to
support services

Top Social Vulnerabilities



Drug Addiction



Mental Health

Community Safety Operations Centre (CSOC)



Community
Partners



Sheridan



SQUARE ONE

Ontario Ministry of
Transportation



More partners joining CSOC

Automated Licence Plate Recognition (ALPR)



↑ 21%

Suspended
Driver Charges

360 Vehicles equipped with
ALPR technology

Increased capacity to identify:

Stolen Vehicles, Suspended Drivers, Missing Persons,
Vehicles of Interest, Wanted Offenders, Bail Compliance



Online Community Reporting Bureau



What can I report?

Driving Complaint | Hate Motivated Crime | Theft under \$10,000 | Commercial / Retail / Gas / Theft under \$10,000
Theft from Vehicle under \$10,000 | Damage to Property/Vehicle under \$10,000 | Lost Property under \$10,000



8,095
Online Reports

**24/7
Reporting**

**8,000+ Calls
Diverted
from Frontline**

**Improved
Customer
Service**

**Quicker
Response
to Non-
Emergencies**

Regional Demands



**Response to Community
Safety & Well-Being**



Increased Crime Rates



Legislative Requirements



Population Growth



Infrastructure

Responding to Community Priorities



Violent
Crime



Mental Health
& Addictions



Priority
Populations



Road
Safety

Environmental Factors Impacting Community Safety



Unique Crime Trends

- Foreign Interference
- Public Order Need
- Global Events / Local Impacts



Violent Re-offenders

- **Over 50%** of arrests are re-offenders
- Second highest per capita of **Registered Sex Offenders**



Border Security

- **80%** of illegal firearms seized traced back to the U.S.A.
- Export of stolen vehicles



International Organized Crime

- Project 24Karat
- FBI investigation into drugs & firearms trafficking connected to Peel homicides

PRP Response

Established Extortion Investigative Task Force (EITF) | Increased number of Joint Force Operations | Largest seizure of illegal firearms
X-ray scanner at Brampton Intermodal | Expanded public order and major incident operations | Increased Advocacy

Increase in Violent Crime



Illegal Firearms and Shootings



↑ 87%

Increase in
illegal firearms
seized

43

Shooting
victims in 2024

↑ 80%

Increase in
shootings

↑ 61%

Increase in
discharged
firearms

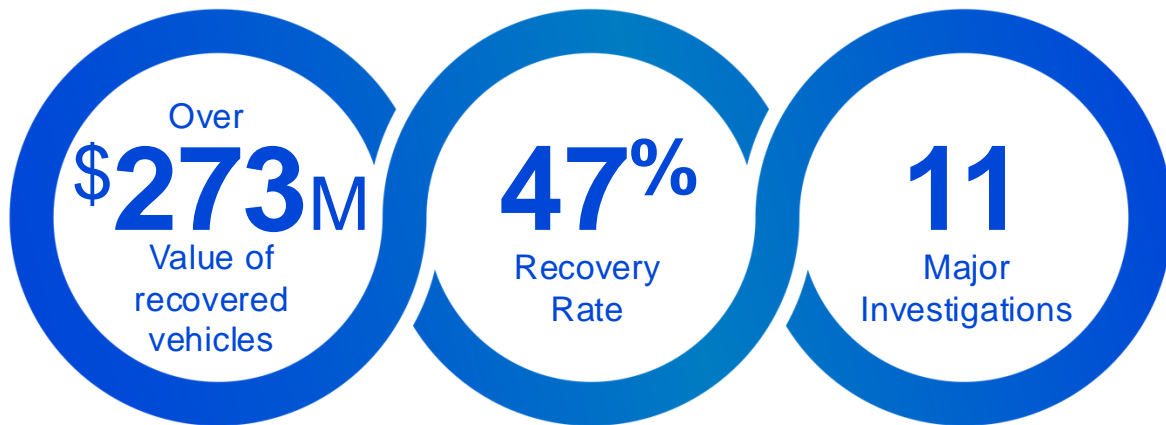
80%

Illegal firearms
trafficked through
U.S.A.



An illegal firearm is
seized every 36 hours

Auto Theft





January 1 – September 30, 2023 to January 1 – September 30, 2024

Commercial Auto Crimes Unit Increased to 16 members, from 12 in 2023 ↑ 33%

Gender Based Violence



More than one woman is
strangled every day in
Peel Region



Of the 17 homicides this year, **3 have been femicides**



6%

Increase in Intimate Partner Violence charges laid

Safe Centre Response Team



195 Calls
Attended

↑ 7%

↓ 14%

88

Human Trafficking
Charges

Mental Health & Addictions



Improved Crisis Response through Alternative Response Models:

750 Calls diverted from frontline

Equivalent to 3,000 hours

250 (12-hour shifts) freed up to respond to other priority calls

**Community
Crisis Rapid
Response Team**
CCRRT

**Mobile
Crisis Rapid
Response Team**
MCRRT

Mental Health Act
apprehensions
reduced by
Over **70%**

MCRRT response
3.5x faster
since hospital wait times
being averted, based on low
apprehension rate

Daily 12-hour shift

Priority Populations



104 Community Ambassadors

180K

Direct outreach
on WhatsApp



125K

Community members
on NextDoor

South Asian
Community
Engagement
Initiative

Project
Lantern

200

People added to
new Vulnerable
Persons Registry

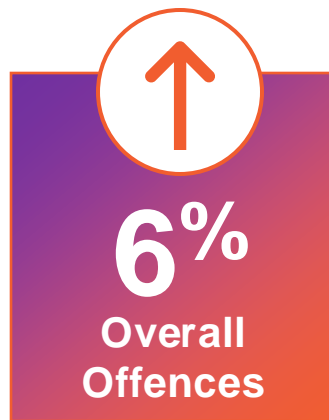
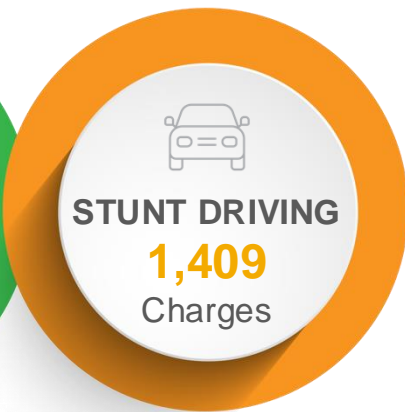
174

People referred to
Alzheimer's
Society of Peel



Canadian Association of Chiefs of Police
Award Winner for Autism Strategy

Road Safety




Did you know?



24

people in Peel have lost their lives
due to motor vehicle collisions in 2024

Similar trends in 2023-2024



Enforcement and Advocacy



↑10%

35,352

Total
Charges

↑10%

12,990

Total People
Charged

Collaborative Advocacy on Community Safety Priorities:
Peel Police Service Board & Peel Regional Council

- Auto Theft
- Border Security and Inspections
- Gender Based Violence
- Bail Reform
- Ontario Police College Allocation



Legislative Requirements



Equipment

- Level 3 Body Armour for all frontline officers
- C8 Carbine for all frontline officers
- Breaching Kit for all frontline officers (Tool pack, Halligan tool, ram, bolt cutters)



Training

- C8 Carbine Course:
3 days – 24 hours total
- C8 Carbine Requalification:
4 hours total
- Breaching Course:
6 hours total



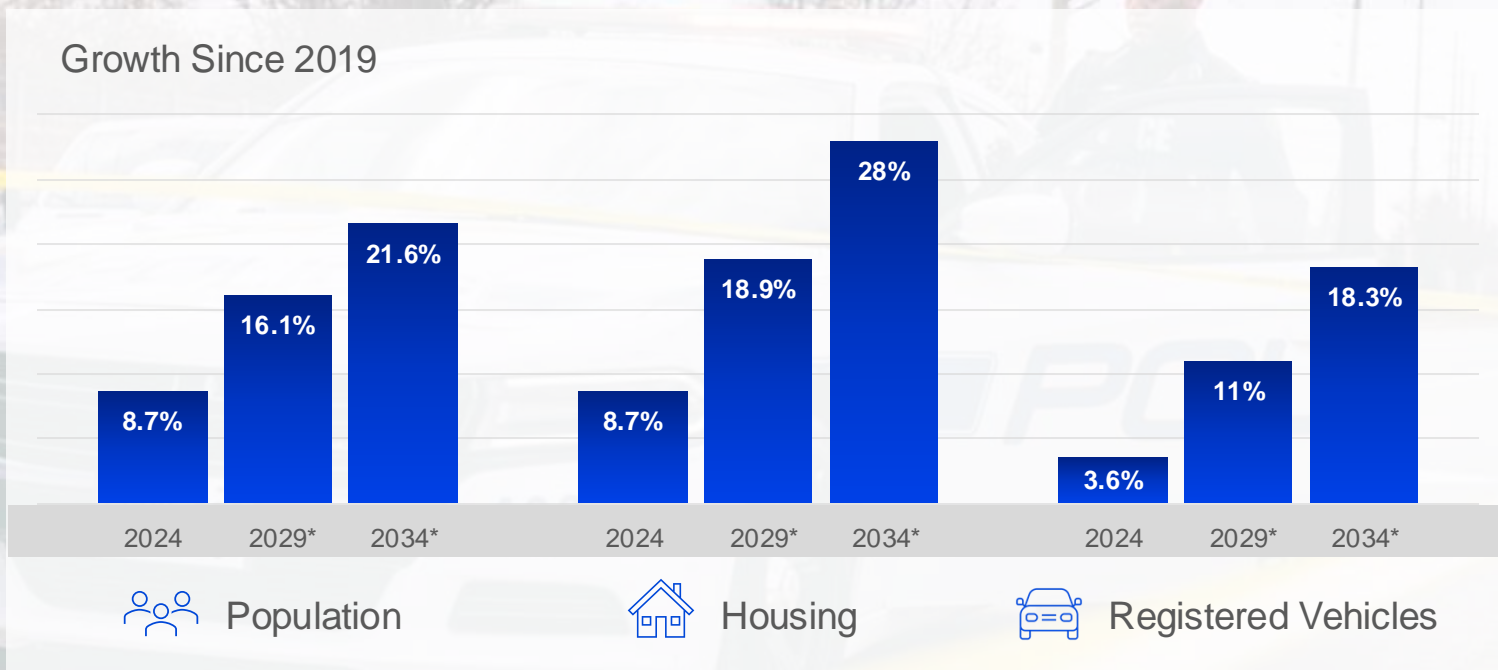
New Responsibilities

- Provincial expansion of categories for Background/Police Checks
- New Timelines for Digital Evidence Filing

Exponential Population Growth



Increase in population growth, multigenerational households as well as registered vehicles means more demands on our services.



* Projected Growth

Officers per 100,000 Population



Common denominators include population 1M+, growth rates, urban density, international airport and crime severity index.



Montreal

233



Edmonton

174



Toronto

165



Calgary

154



Peel

144

Since 2019

Population

↑ 7%

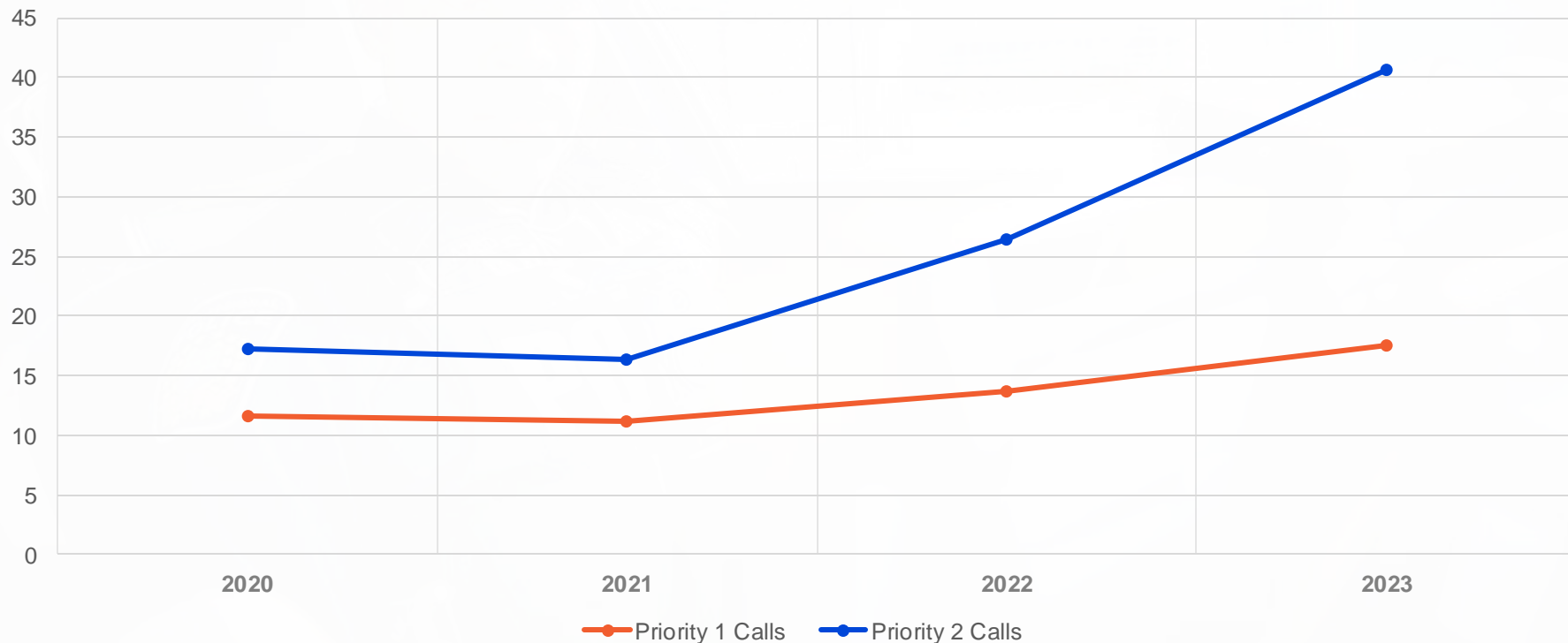
Cop per Pop.

↑ 3.7%

Call Response Time (minutes)



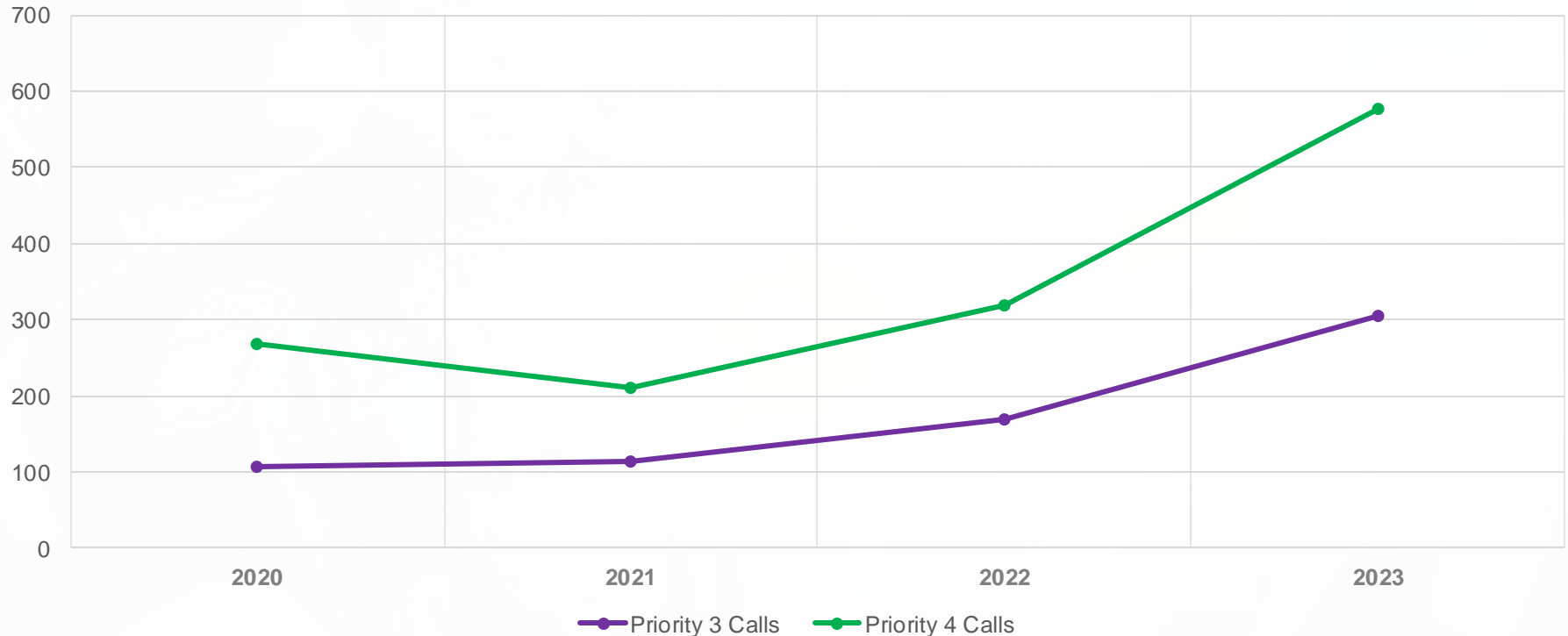
Call Creation to Officer on Scene (minutes) P1 – P2 Calls



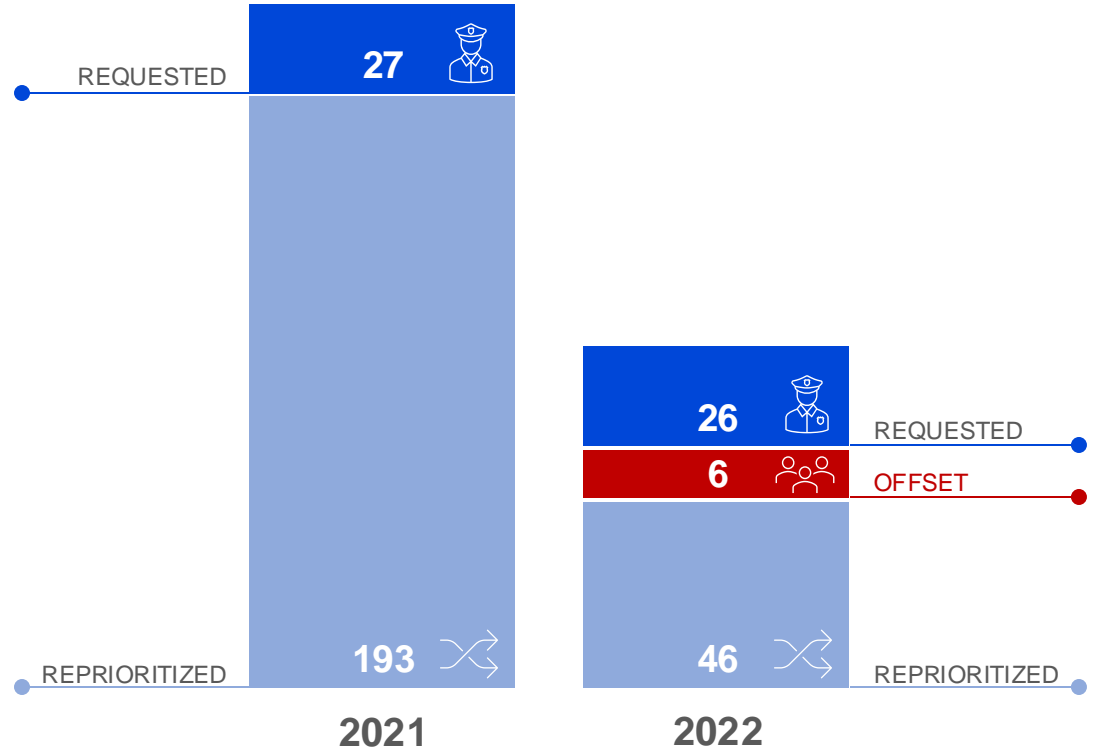
Call Response Time (minutes)



Call Creation to Officer on Scene (minutes) P3 – P4 Calls



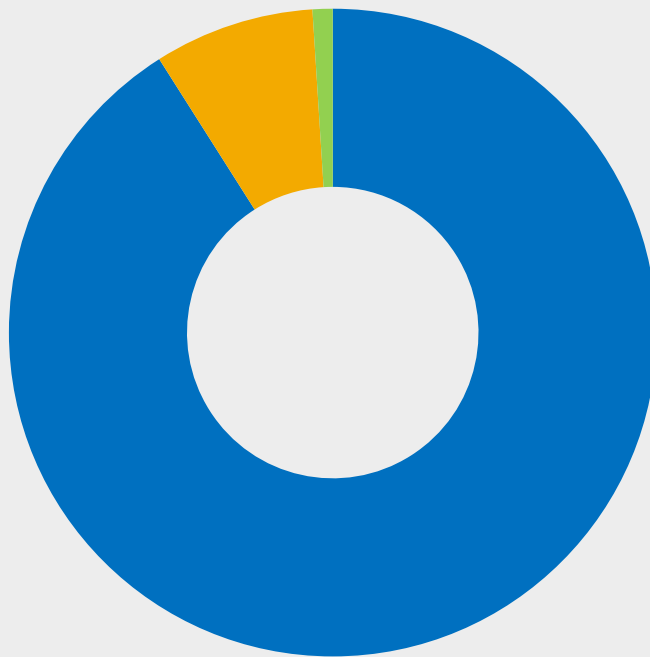
Prior Staffing Allocations – Uniform and Civilian






Infrastructure to Support Community Growth



Operational Budget Breakdown



-  Salaries & Benefits (93%)
-  Reserve Contributions (5%)
-  Operating (2%)

2025 Operational Budget



\$131.7M
21.3%

OFFICERS
\$64.1M
10.4%



300 Officers

CIVILIANS
\$1.4M
0.2%



55 Civilians
10 Communicators


BASE BUDGET
\$66.2M
10.7%



Cost of Living, Inflation,
Reserve Contributions



2025 Capital Budget



Land and
Facilities

\$69.3M



Information
Technology

\$36.5M



Equipment

\$23.7M



Vehicles

\$16.1M



Communications

\$9.7M



Airport*

\$0.4M

* Recoverable from GTAA



By investing in innovative, progressive and inclusive policing,
we are investing in safer communities.